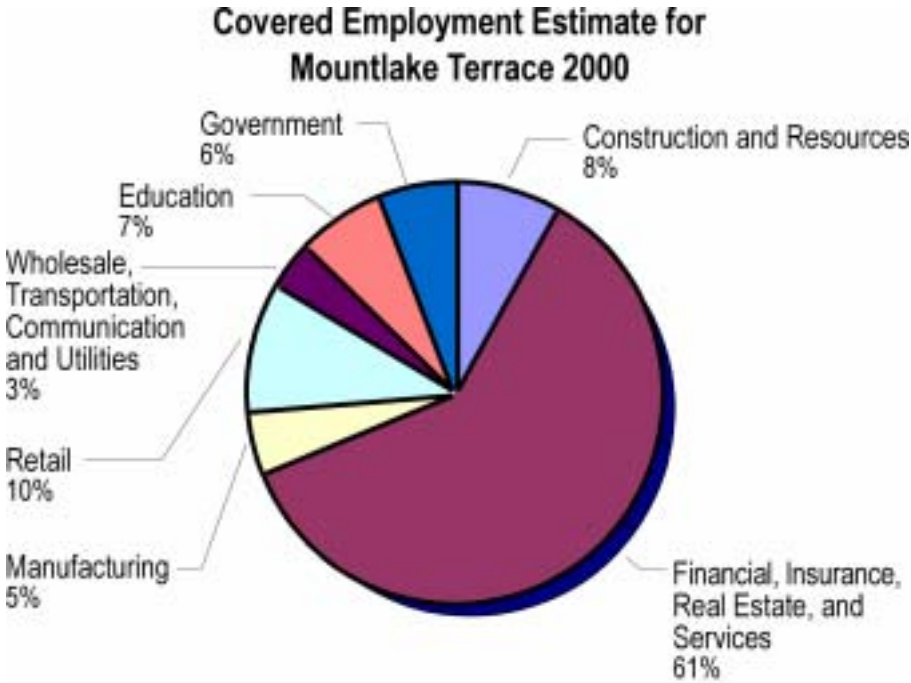


ECONOMIC VITALITY ELEMENT

Employment

One way of viewing economic vitality is to consider how many jobs are in a community compared to how much housing is in it. This is called the jobs/housing ratio. Some nearby communities, like Edmonds, have a similar jobs/housing ratio to Mountlake Terrace (0.61/1, that is 0.61 jobs to 1 housing unit in year 2000). Others, like Lynnwood, have a much higher ratio (1.63/1 in year 2000). Mountlake Terrace had a jobs/housing ratio of 0.65/1 (that is, 0.65 jobs per each housing unit) in year 2000. A simpler measure is the total number of jobs within a community. In 1990, an estimated 3,643 jobs were located within Mountlake Terrace. By 2000, that had increased to 6,643, according to data from the Puget Sound Regional Council. This means that Mountlake Terrace has already exceeded its 2012 target of 4,798 jobs. The employment target for the year 2025 is 8,059.

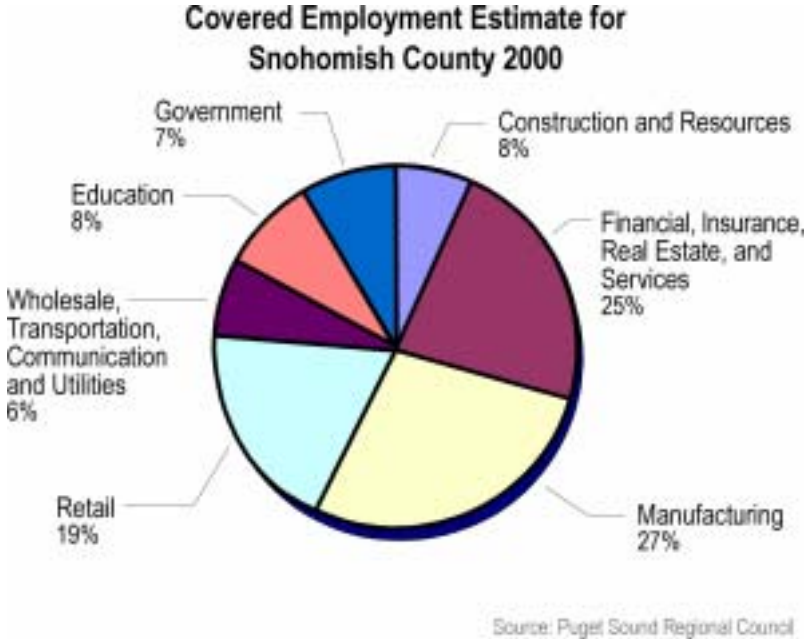
Figure EV-1



Source: Puget Sound Regional Council

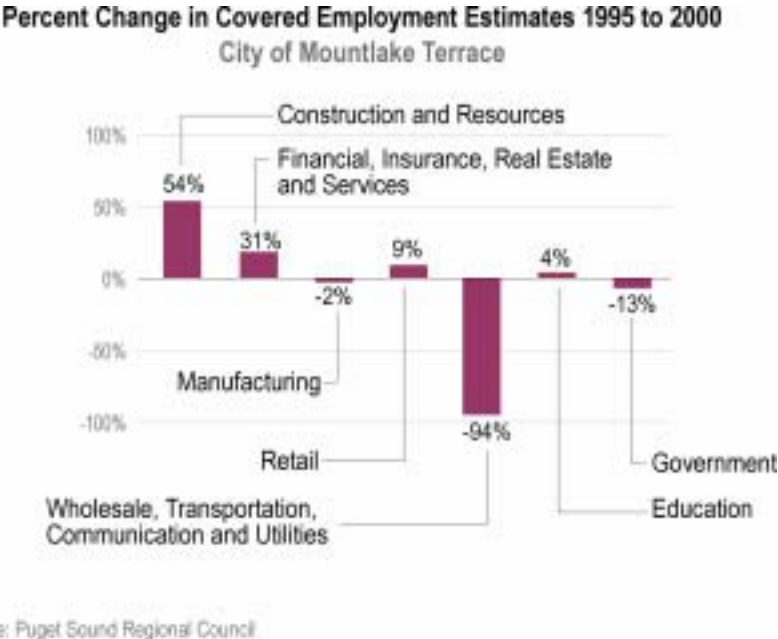
ECONOMIC VITALITY ELEMENT

Figure EV-2



Since 1995, within the City of Mountlake Terrace, jobs in the Construction/Resource, FIRES¹, Retail and Education sectors have increased, while jobs in the Manufacturing, WTCU (wholesale trade, communications and utilities), and government have decreased.

Figure EV-3



¹ “FIRES” refers to the finance, insurance, real estate, and services sector.

ECONOMIC VITALITY ELEMENT
