

CITY OF MOUNTLAKE TERRACE

ORDINANCE NO. 2710

AN ORDINANCE OF THE CITY OF MOUNTLAKE TERRACE PROVIDING FOR THE ADOPTION OF THE TRANSPORTATION IMPROVEMENT PROGRAM FOR 2018 TO 2023 AND DIRECTING THE SAME BE FILED WITH THE STATE SECRETARY OF TRANSPORTATION, AND REPEALING ORDINANCE NO. 2691

WHEREAS, a six-year program of Capital Facilities and Improvements has proved beneficial to the City of Mountlake Terrace, since its first adoption in 1964, as a program and schedule for the financing of anticipated public improvements; and

WHEREAS, a six-year Capital Facilities and Improvements Program provides the logical and necessary means to implement in a coordinated and financially feasible manner those elements of the Comprehensive Plan for the City of Mountlake Terrace, and for the Southwest Snohomish County area, which pertain to City-financed public improvements, and to properly relate and schedule these to other agencies, including the adjacent counties, cities, special purpose districts, the Washington State Department of Transportation, and other public and private utilities; and

WHEREAS, inclusion of Public Transportation projects would be desirable so as to maintain coordination with public transportation agencies; and

WHEREAS, continuance of the annual updating of the Transportation Improvement Program is a requirement for qualifying the City receipt and expenditure of State collected Motor Vehicle Gas Tax funds, and for federal-aid transportation funds and to comply with the requirements of the 1990 and 1991 Growth Management Acts; and

WHEREAS, RCW 35.77.010 provides that a six-year program may at any time be revised by a majority of the legislative body of a city, but only after a public hearing; and

WHEREAS, the collection of traffic impact fees requires that the project the fees will fund must be included in a jurisdiction's current Six-year Transportation Improvement Program; and

WHEREAS, the City Council has reviewed the work accomplished under the previous program, reviewed the City's Comprehensive Plan, determined current and future transportation needs, and based upon these findings has prepared a Six-Year Transportation Improvement Program for the calendar years 2018-2023; and

WHEREAS, on July 17, 2017 the City Council held a public hearing to receive public input on the 2018-2023 Six-Year Transportation Improvement Program.

NOW, THEREFORE, THE CITY COUNCIL OF THE CITY OF MOUNTLAKE TERRACE, WASHINGTON, DOES HEREBY ORDAIN AS FOLLOWS:

Section 1. Program Adoption. The City Council of the City of Mountlake Terrace approves and adopts a revised Transportation Improvement Program for the years 2018 to 2023 with the following schedules of improvements, attached hereto as "Exhibit A" and incorporated by reference as though fully set forth, to be financed in the manner as shown: Exhibit A. Revised Transportation Improvement Program (TIP), 2018 – 2023. (On file in the City Clerk's office).

Section 2. Schedule. This schedule shall be reviewed, and the Program shall be revised to the extent deemed necessary, to conform to anticipated needs and availability of funding at that time.

Section 3. Filing of Program. Pursuant to RCW 35.77.010, the Engineering Services Department is hereby authorized and directed to file a copy of this Ordinance, together with Exhibit A attached hereto, with the State Secretary of Transportation.

Section 4. Repealer. Ordinance No. 2691 of the City of Mountlake Terrace is hereby repealed.


Section 5. Conflict. All ordinances, and parts of ordinances of the City of Mountlake Terrace in conflict herewith, be and the same are hereby repealed.

Section 6. Severability. If any section, sentence, clause or phrase of this Ordinance shall be held to be invalid or unconstitutional by a court of competent jurisdiction, such invalidity or unconstitutionality shall not affect the validity or constitutionality of any section, sentence, clause or phrase of this Ordinance.


Section 7. Publication and Summary. This Ordinance or summary thereof consisting of the title shall be published in the official newspaper of the City.

Section 8. Effective Date. This Ordinance shall be in full force and effect five (5) days after publication of the summary consisting of the title.


PASSED by the City Council of the City of Mountlake Terrace this 17th day of July, 2017, and signed in authentication of its passage this 17th day of July, 2017.



Mayor Jerry Smith

ATTEST: 

City Clerk

APPROVED AS TO FORM: 

Gregory G. Schrag, City Attorney

Exhibit A:

**TRANSPORTATION IMPROVEMENT PROGRAM (TIP)
2018 - 2023**

Adopted: July 17, 2017

REVENUES	2018	2019	2020	2021	2022	2023
Beginning Fund Balance	39,000	9,997	94,106	52,219	102,234	118,869
Motor Vehicle Fuel Tax	125,844	129,620	133,508	137,513	141,638	145,886
Transfer from General Fund	100,000	100,000	200,000	200,000	200,000	200,000
REET	300,000	350,000	350,000	350,000	350,000	350,000
Transportation Benefit District	300,000	300,000	300,000	300,000	300,000	300,000
Investment Interest	3,000	1,000	1,000	1,000	1,000	1,000
Investment Interest - Impact Fees	11,346	1,000	1,000	1,000	1,000	1,000
HSIP Grant (2015 Citywide Safety Improvements Project)	427,449	0	0	0	0	0
Main Street Reconstr (56th & 236th) (FHWA-STP) - ROW	400,000	0	0	0	0	0
Main Street Reconstr (56th & 236th) (FHWA-STP)-Const	4,059,840	0	0	3,720,000	0	0
Main Street Reconstr (56th & 236th) (State Approp)-Const	3,300,000	0	0	0	0	0
Main Street Reconstr (56th & 236th) (Bond or ToBeDtmd)	0	2,500,000	0	6,000,000	0	0
Bike/Ped Prog - 48th Ave W (236th to 244th)(Funding ToBeDtmd)	0	0	1,327,000	0	0	0
Sidewalk - 214th/40th to 44th (Funding To Be Determined)	0	0	0	250,000	0	0
Southwest Recycling & Transfer Station Mitigation - 66th & 216th Overlay	0	200,000	0	0	0	0
STP-U - 66th & 216th Overlay	0	708,000	0	0	0	0
244th Reconstruction (56th to Cedar Way) - Lake Forest Park/Shoreline	0	0	0	0	68,500	628,000
244th Reconstruction (56th to Cedar Way) - State Grant	0	0	0	0	191,800	1,758,400
244th Reconstruction (56th to Cedar Way) - FHWA Grant	0	0	0	0	191,800	1,758,400
244th Recon (56th to Cedar Way) - Federal & State Appropriations	0	0	0	0	95,900	879,200
FHWA Grants (212th & 48th, 220th & 58th)	0	0	0	176,000	640,000	480,000
FHWA Grant - 220th Street & SR 99 right turn lane (R/W only)	0	0	74,240	422,400	0	0
Gateway Connector (236th to Gateway Bridge) - Developer Funded	3,000,000	1,000,000	0	0	0	0
220th Adaptive Signals - Innovative Safety Grant	580,600	145,150	0	0	0	0
228th St & 73rd Pl Signal (Funding to be Determined)	0	0	0	0	0	555,000
52nd/53rd Avenue Connector (Funding to be Determined)	0	0	0	0	0	2,800,000
216th & 48th Ave Intersection and Sidewalk - Safe Routes to School	0	0	359,686	0	0	0
Transportation Impact Fees	130,000	130,000	130,000	130,000	130,000	130,000
Total Revenue	12,777,079	5,574,767	2,970,540	11,740,132	2,413,872	10,105,755
EXPENDITURES	2018	2019	2020	2021	2022	2023
Asphalt Street Overlay	0	908,000	240,000	240,000	240,000	240,000
Signal Cabinet Replacements	20,000	20,000	20,000	20,000	20,000	20,000
Signal Controller Replacements	5,000	5,000	5,000	5,000	5,000	5,000
Sidewalk Construction	0	0	0	351,158	0	0
ADA Sidewalk Program	50,000	25,000	25,000	25,000	25,000	25,000
Bicycle Route Program	10,000	10,000	10,000	10,000	10,000	10,000
Traffic Calming Program	10,000	10,000	10,000	10,000	10,000	10,000
2015 Citywide Safety Improvements Project	427,449	0	0	0	0	0
Main Street	8,177,137	2,850,000	100,000	9,720,000	0	0
48th Avenue W Bicycle/Pedestrian Connection (236th to 244th)	0	0	1,327,000	0	0	0
244th Reconstruction (56th to Cedar Way)	0	0	0	0	548,000	5,024,000
212th & 48th Signal Construction	0	0	30,000	100,000	200,000	0
220th & 58th Signal (or Roundabout)	0	0	0	120,000	600,000	600,000
220th Street & SR 99 Westbound RT lane w/Edmonds (R/W)	0	0	92,800	528,000	0	0
216th & 44th Restripe Approach	0	13,477	60,000	0	0	0
236th & 58th Signal	0	0	0	0	120,686	62,424
Gateway Connector (236th to Gateway Bridge)	3,000,000	1,000,000	0	0	0	0
220th Adaptive Signals	580,600	145,150	0	0	0	0
228th St & 73rd Pl Signal (Funding to be Determined)	0	0	0	0	0	555,000
52nd/53rd Avenue Connector (Funding to be Determined)	0	0	0	0	0	2,800,000
216th & 48th Ave Intersection and Sidewalk - Safe Routes to School	0	0	497,206	0	0	0
Engineering Services	356,896	364,034	371,315	378,741	386,316	394,042
Total Expenditures	12,637,082	5,350,661	2,788,321	11,507,899	2,165,002	9,745,466
Restricted for Use (Transportation Impact Fee projects)	130,000	130,000	130,000	130,000	130,000	130,000
Total Ending Fund Balance	9,997	94,106	52,219	102,234	118,869	230,289